

2016 Women's 100m Hurdles World Record Season

Kendra Harrison (USA) - 12.20

Hurdle Touchdown Times



ATHLETE FIRST
INTERNATIONAL
ATHLETEFIRST.ORG

Todd Henson

2016 Women's 100m Hurdles World Record Season Kendra Harrison (USA) - 12.20

Meetings Overview:

Kendra Harrison Season Overview	3
Weltklasse (Zürich, SUI) (TV Analysis) — Final	5
Meeting Paris (Saint-Denis, FRA) (TV Analysis) — Final	6
Athletissime (Lausanne, SUI) (TV Analysis) — Final	7
London Anniversary Games (London, GBR) — Final	8
London Anniversary Games (London, GBR) — Heat 2	9
USA Olympic Trials (TV Analysis) — Final	10
Bauhaus Athletics (Stockholm SWE) (TV Analysis) — Final	11
Birmingham Diamond League (Birmingham, GBR) — Final	12
Prefontaine Classique (Eugene, OR) (TV Analysis) — Final	13

Notes:

- The times listed as TV Analysis are taken from [youtube.com](https://www.youtube.com) videos and generally coming from Television broadcasts. These are not always the best angles or coverage for getting times. They are often trying to tell a story by focusing on one athlete, and sometimes while shifting camera angles an extra frame can get added or removed.
- Where times are taken from the first movement, instead of the gun, there is at least a ± 0.12 second difference/error. This will show up from the start to the first hurdle and then from hurdle 10 to the finish. The between hurdle intervals should be fairly consistent, but there is still the usual ± 0.03 second
- Data errors, missing data, spelling mistakes, anything that need correction - please let me know. As always, I try to put together the most complete and accurate report possible.
- I have done the best I could, I hope people find it useful or at least interesting.

2016 Women's 100m Hurdles World Record Season - Kendra "Ken" Harrison (USA) (1992)

2016 Weltklasse (Zürich, SUI) (TV Analysis)

FINAL		date	01-Sep-16	wind	0.4 m/s	Henson (2020) - Athlete First: 2016 Kendra Harrison world record season													
				H1	H2	H3	H4	H5	H6	H7	H8	H9	H10	Run-In	Official Time	Lane / Place	H1-H4	H4-H7	H7-H10
Harrison, Kendra (USA) (1992)	time			2.48	3.48	4.48	5.48	6.46	7.44	8.42	9.40	10.38	11.38		12.63	5 / 1			
	reaction time	0.168												1.00	1.25		3.00	2.94	2.96
	velocity			5.24	8.50	8.50	8.50	8.67	8.67	8.67	8.67	8.67	8.50	8.40	7.92		8.50	8.67	8.61

2016 Meeting Paris (Saint-Denis, FRA) (TV Analysis)

FINAL		date	27-Aug-16	wind	0.2 m/s	Henson (2020) - Athlete First: 2016 Kendra Harrison world record season													
				H1	H2	H3	H4	H5	H6	H7	H8	H9	H10	Run-In	Official Time	Lane / Place	H1-H4	H4-H7	H7-H10
Harrison, Kendra (USA) (1992)	time			2.46	3.48	4.48	5.44	6.40	7.36	8.32	9.28	10.26	11.24		12.44	5 / 1			
	reaction time	0.178												0.98	0.98	1.20	2.98	2.88	2.92
	velocity			5.28	8.33	8.50	8.85	8.85	8.85	8.85	8.85	8.85	8.67	8.67	8.75	8.04	8.56	8.85	8.73

2016 Athletissime (Luusanne, SUI) (TV Analysis)

FINAL		date	25-Aug-16	wind	0.7 m/s	Henson (2020) - Athlete First: 2016 Kendra Harrison world record season													
				H1	H2	H3	H4	H5	H6	H7	H8	H9	H10	Run-In	Official Time	Lane / Place	H1-H4	H4-H7	H7-H10
Harrison, Kendra (USA) (1992)	time			2.48	3.50	4.48	5.44	6.40	7.36	8.32	9.28	10.26	11.26		12.42	5 / 1			
	reaction time	0.148												1.00	1.16		2.96	2.88	2.94
	velocity			5.24	8.33	8.67	8.85	8.85	8.85	8.85	8.85	8.85	8.67	8.50	9.05	8.05	8.61	8.85	8.67

2016 London Anniversary Games (London, GBR)

FINAL		date	22-Jul-16	wind	0.3 m/s	Vazel (2016) - Analysis of Keni Harrison's World Record 100m Hurdles Race														
				H1	H2	H3	H4	H5	H6	H7	H8	H9	H10	Run-In	Official Time	Lane / Place	H1-H4	H4-H7	H7-H10	
Harrison, Kendra (Ken) (USA) (1992)	time			2.49	3.49	4.45	5.40	6.33	7.27	8.21	9.15	10.11	11.10		12.20	6 / 1				
	reaction time	0.149												0.96	0.99	1.10	WR	2.91	2.81	2.89
	velocity			5.22	8.50	8.85	8.95	9.14	9.04	9.04	9.04	9.04	8.85	8.59	9.55	8.20	8.76	9.07	8.82	

Heat 2

Heat 2		date	22-Jul-16	wind	0.2 m/s	Brice (2017) - critical determinants of sprint hurdle performance													
				H1	H2	H3	H4	H5	H6	H7	H8	H9	H10	Run-In	Official Time	Lane / Place	H1-H4	H4-H7	H7-H10
Harrison, Kendra (Ken) (USA) (1992)	time			2.55	3.56	4.55	5.53	6.47	7.42	8.38	9.34	10.33	11.33		12.40	4 / 1			
	reaction time	0.143												0.99	1.00	1.07	2.98	2.85	2.95
	velocity			5.10	8.42	8.59	8.67	9.04	8.95	8.85	8.85	8.59	8.50	9.81	8.06	8.56	8.95	8.64	

2016 USA Olympic Trials (Eugene, OR) (TV Analysis)

FINAL		date	08-Jul-16	wind	1.2 m/s	Henson (2020) - Athlete First: 2016 Kendra Harrison world record season													
				H1	H2	H3	H4	H5	H6	H7	H8	H9	H10	Run-In	Official Time	Lane / Place	H1-H4	H4-H7	H7-H10
Harrison, Kendra (USA) (1992)	time			2.47	3.50	4.50	5.47	6.44	7.41	8.37	9.37	10.37	11.37		12.62	2 / 6			
	reaction time													1.00	1.25		3.00	2.90	3.00
	velocity			5.26	8.25	8.50	8.76	8.76	8.76	8.85	8.50	8.50	8.50	8.50	8.40	7.92	8.50	8.79	8.50

Semi-Final 3

Semi-Final 3		date	08-Jul-16	wind	-1.1 m/s														
				H1	H2	H3	H4	H5	H6	H7	H8	H9	H10	Run-In	Official Time	Lane / Place	H1-H4	H4-H7	H7-H10
Harrison, Kendra (USA) (1992)	time														12.91	/ 2			
	reaction time																		
	interval			No Information Available															
velocity				No Information Available															

Heat 1

Heat 1		date	07-Jul-16	wind	0.2 m/s														
				H1	H2	H3	H4	H5	H6	H7	H8	H9	H10	Run-In	Official Time	Lane / Place	H1-H4	H4-H7	H7-H10
Harrison, Kendra (USA) (1992)	time														12.57	/ 1			
	reaction time																		
	interval			No Information Available															
velocity				No Information Available															

2016 Bauhaus Athletics (Stockholm, SWE) (TV Analysis)

FINAL		date	16-Jun-16	wind	-0.4 m/s	Henson (2020) - Athlete First: 2016 Kendra Harrison world record season													
				H1	H2	H3	H4	H5	H6	H7	H8	H9	H10	Run-In	Official Time	Lane / Place	H1-H4	H4-H7	H7-H10
Harrison, Kendra (USA) (1992)	time			2.46	3.48	4.48	5.46	6.42	7.38	8.38	9.38	10.38	11.38		12.66	5 / 1			
	reaction time	0.185												1.00	1.28		3.00	2.92	3.00
	velocity			5.28	8.33	8.50	8.67	8.85	8.85	8.85	8.50	8.50	8.50	8.50	8.20	7.90	8.50	8.73	8.50

2016 Birmingham Diamond League (Birmingham, GBR) (TV Analysis)

FINAL		date	05-Jun-16	wind	-0.3 m/s	Henson (2020) - Athlete First: 2016 Kendra Harrison world record season													
				H1	H2	H3	H4	H5	H6	H7	H8	H9	H10	Run-In	Official Time	Lane / Place	H1-H4	H4-H7	H7-H10
Harrison, Kendra (USA) (1992)	time			2.46	3.48	4.46	5.43	6.40	7.33	8.30	9.27	10.27	11.27		12.46	6 / 1			
	reaction time	0.212												1.00	1.19		2.97	2.87	2.97
	velocity			5.28	8.33	8.67	8.76	8.76	9.14	8.76	8.76	8.50	8.50	8.50	8.82	8.03	8.59	8.89	8.59

2016 Prefontaine Classic (Eugene, OR) (TV Analysis)

FINAL		date	28-May-16	wind	0.7 m/s	Henson (2020) - Athlete First: 2016 Kendra Harrison world record season														
				H1	H2	H3	H4	H5	H6	H7	H8	H9	H10	Run-In	Official Time	Lane / Place	H1-H4	H4-H7	H7-H10	
Harrison, Kendra (USA) (1992)	time			2.42	3.42	4.38	5.32	6.26	7.22	8.14	9.10	10.06	11.02		12.24	6 / 1				
	reaction time													0.96	0.96	1.22	AR PB	2.90	2.82	2.88
	velocity			5.37	8.50	8.85	9.04	9.04	8.85	9.24	8.85	8.85	8.85	8.85	8.61	8.17	8.79	9.04	8.85	

2016 Cayman Invitational (George Town, CAY)

FINAL		date	14-May-16	wind	0.1 m/s														
				H1	H2	H3	H4	H5	H6	H7	H8	H9	H10	Run-In	Official Time	Lane / Place	H1-H4	H4-H7	H7-H10
Harrison, Kendra (USA) (1992)	time														12.42	/ 1			
	reaction time																		
	interval			No Information Available															
velocity				No Information Available															

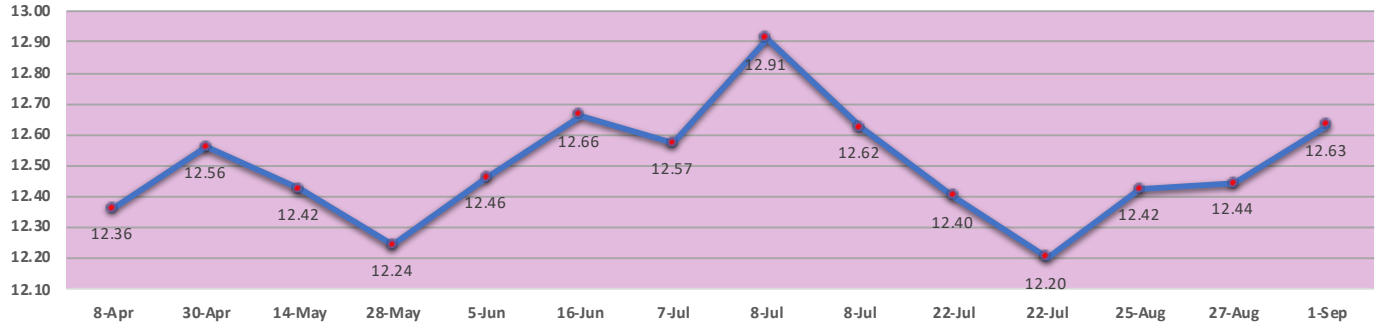
2016 Drake Relays (Des Moines, IA)

FINAL		date	30-Apr-16	wind	1.5 m/s														
				H1	H2	H3	H4	H5	H6	H7	H8	H9	H10	Run-In	Official Time	Lane / Place	H1-H4	H4-H7	H7-H10
Harrison, Kendra (USA) (1992)	time														12.56	/ 1			
	reaction time																		
	interval			No Information Available															
velocity				No Information Available															

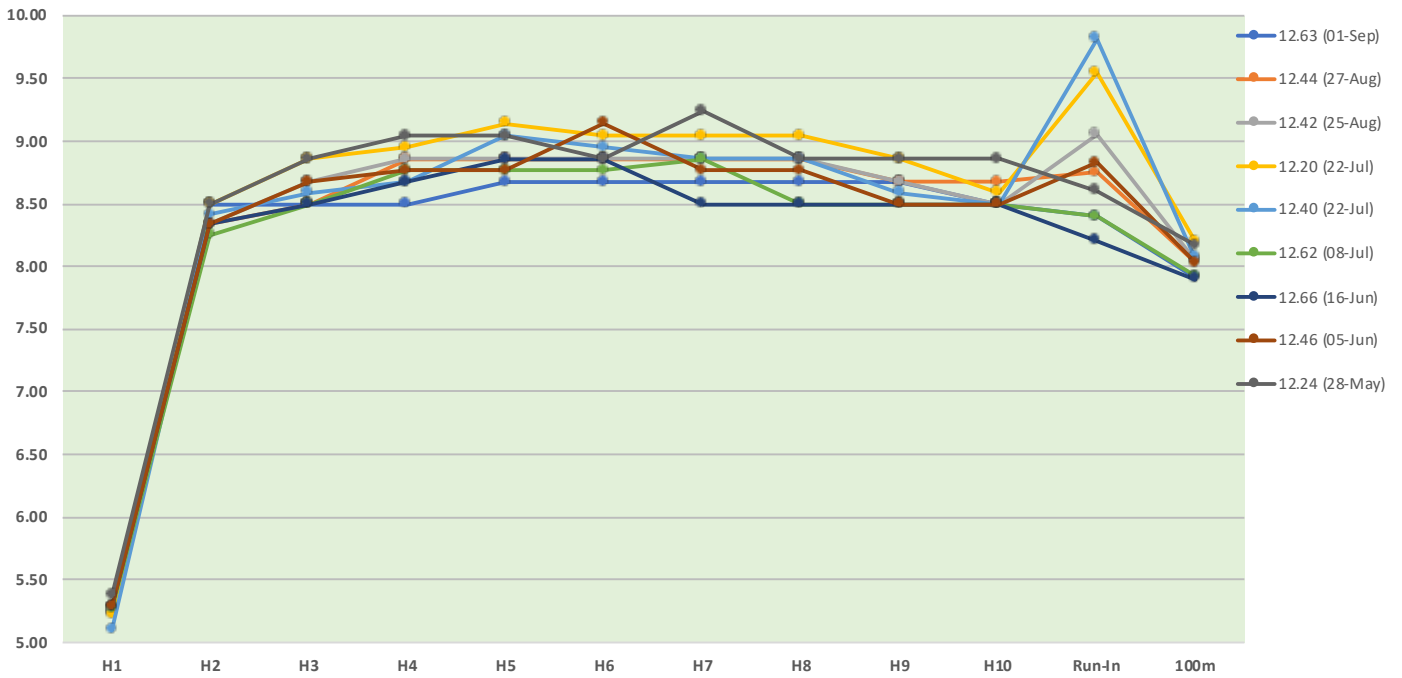
2016 Spec Towns Invitational (Athens, GA)

FINAL		date	08-Apr-16	wind	1.4 m/s														
				H1	H2	H3	H4	H5	H6	H7	H8	H9	H10	Run-In	Official Time	Lane / Place	H1-H4	H4-H7	H7-H10
Harrison, Kendra (USA) (1992)	time														12.36	/ 1			
	reaction time														PB				
	interval			No Information Available															
velocity				No Information Available															

Kendra Harrison 2016

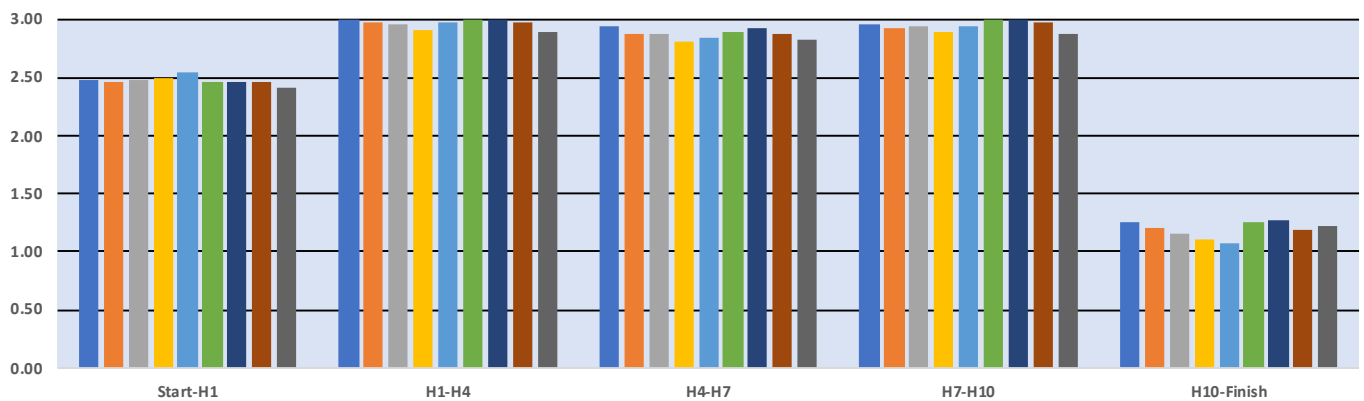


Hurdle Rhythmic Units



Time Intervals (s)

Hurdle Phases



2016 Weltklasse (Zürich, SUI) (TV Analysis)

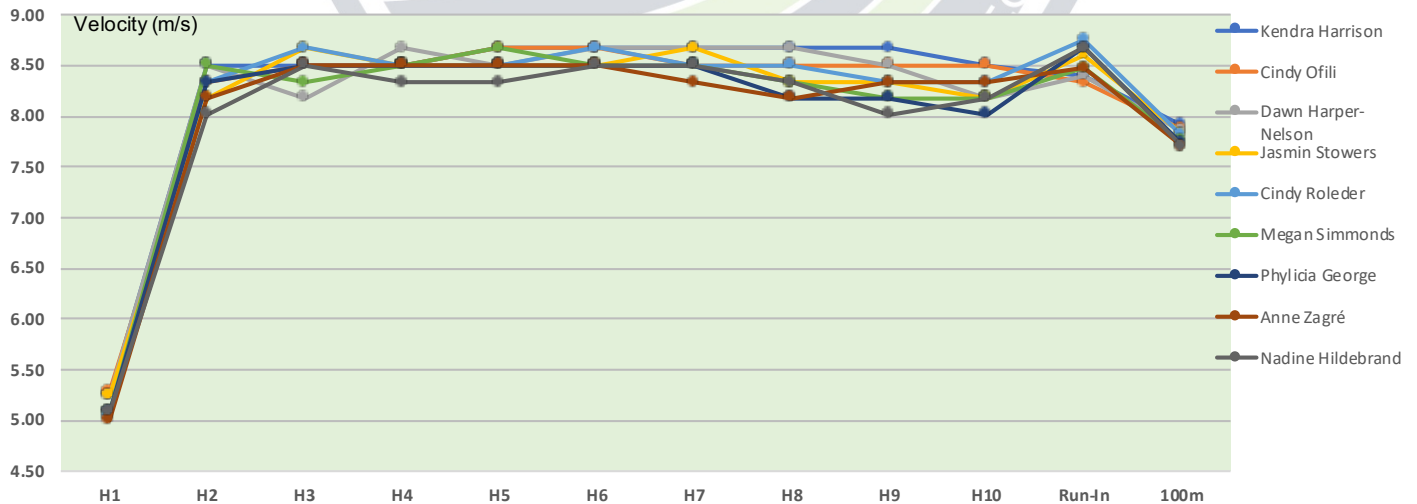
100m Hurdles

Date: 2016.09.01

Wind: 0.4 m/s

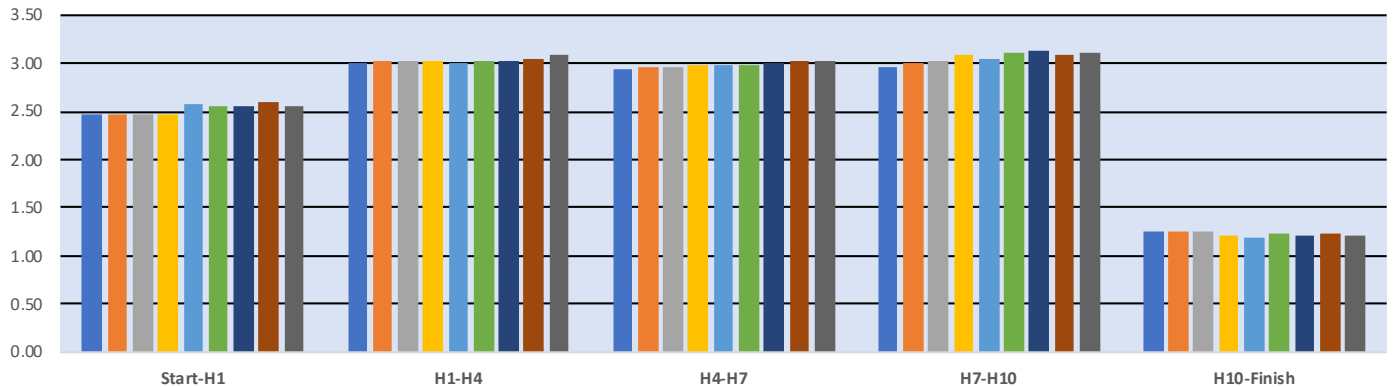
FINAL

		H1	H2	H3	H4	H5	H6	H7	H8	H9	H10	Run-In	100m	Lane/Place	H1-H4	H4-H7	H7-H10
Harrison, Kendra (USA) (1992)	time	2.48	3.48	4.48	5.48	6.46	7.44	8.42	9.40	10.38	11.38		12.63	5 / 1			
	reaction time	0.168													3.00	2.94	2.96
	interval velocity		1.00	1.00	1.00	0.98	0.98	0.98	0.98	0.98	0.98	1.00	1.25		8.50	8.67	8.61
Ofilii, Cindy (GBR) (1994)	time	2.46	3.48	4.48	5.48	6.46	7.44	8.44	9.44	10.44	11.44		12.70	6 / 2			
	reaction time	0.139													3.02	2.96	3.00
	interval velocity		1.02	1.00	1.00	0.98	0.98	1.00	1.00	1.00	1.00	1.00	1.26		8.44	8.61	8.50
Harper-Nelson, Dawn (USA) (1984)	time	2.48	3.48	4.52	5.50	6.50	7.48	8.46	9.44	10.44	11.48		12.73	7 / 3			
	reaction time	0.148													3.02	2.96	3.02
	interval velocity		1.00	1.04	0.98	1.00	0.98	0.98	0.98	1.00	1.04	1.04	1.25		8.44	8.61	8.44
Stowers, Jasmin (USA) (1991)	time	2.48	3.52	4.50	5.50	6.50	7.50	8.48	9.50	10.52	11.56		12.78	3 / 4			
	reaction time	0.120													3.02	2.98	3.08
	interval velocity		1.04	0.98	1.00	1.00	1.00	0.98	1.02	1.02	1.04	1.04	1.22		8.44	8.56	8.28
Roleder, Cindy (GER) (1989)	time	2.58	3.60	4.58	5.58	6.58	7.56	8.56	9.56	10.58	11.60		12.80	4 / 5			
	reaction time	0.120													3.00	2.98	3.04
	interval velocity		1.02	0.98	1.00	1.00	0.98	1.00	1.00	1.02	1.02	1.20		8.50	8.56	8.39	
Simmonds, Megan (JAM) (1994)	time	2.56	3.56	4.58	5.58	6.56	7.56	8.56	9.58	10.62	11.66		12.90	8 / 6			
	reaction time	0.180													3.02	2.98	3.10
	interval velocity		1.00	1.02	1.00	0.98	1.00	1.00	1.02	1.04	1.04	1.24		8.44	8.56	8.23	
George, Phylisia (CAN) (1987)	time	2.56	3.58	4.58	5.58	6.58	7.58	8.58	9.62	10.66	11.72		12.93	2 / 7			
	reaction time	0.102													3.02	3.00	3.14
	interval velocity		1.02	1.00	1.00	1.00	1.00	1.00	1.04	1.04	1.06	1.21		8.44	8.50	8.12	
Zagré, Anne (BEL) (1990)	time	2.60	3.64	4.64	5.64	6.64	7.64	8.66	9.70	10.72	11.74		12.98	9 / 8			
	reaction time	0.146													3.04	3.02	3.08
	interval velocity		1.04	1.00	1.00	1.00	1.00	1.02	1.04	1.02	1.02	1.24		8.39	8.44	8.28	
Hildebrand, Nadine (GER) (1987)	time	2.56	3.62	4.62	5.64	6.66	7.66	8.66	9.68	10.74	11.78		12.99	1 / 9			
	reaction time	0.149													3.08	3.02	3.12
	interval velocity		1.06	1.00	1.02	1.02	1.00	1.00	1.02	1.06	1.04	1.21		8.28	8.44	8.17	



Time Intervals (s)

Hurdle Phases



Evaluated with: ObjectusVideo
 Quality & Frame Rate: 1920 x 1080 @ 25fps
 Timing From: First Movement
 Source: <https://www.youtube.com/watch?v=iMrcWlO-67M>

2016 Meeting Paris (Saint-Denis, FRA) (TV Analysis)

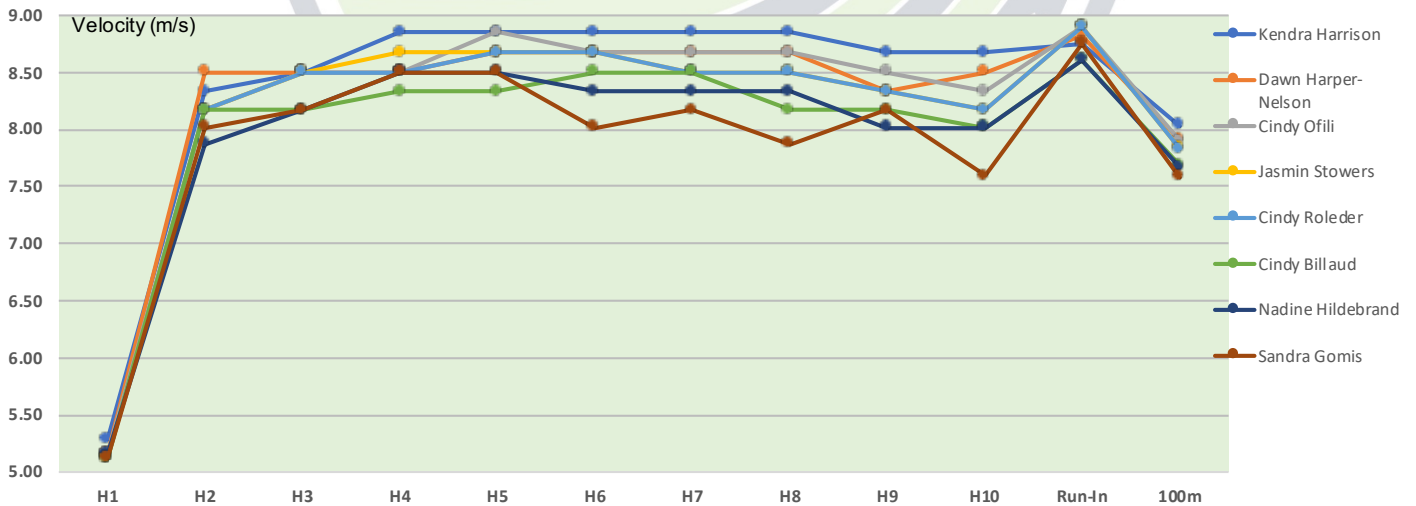
100m Hurdles

Date: 2016.08.27

Wind: 0.2 m/s

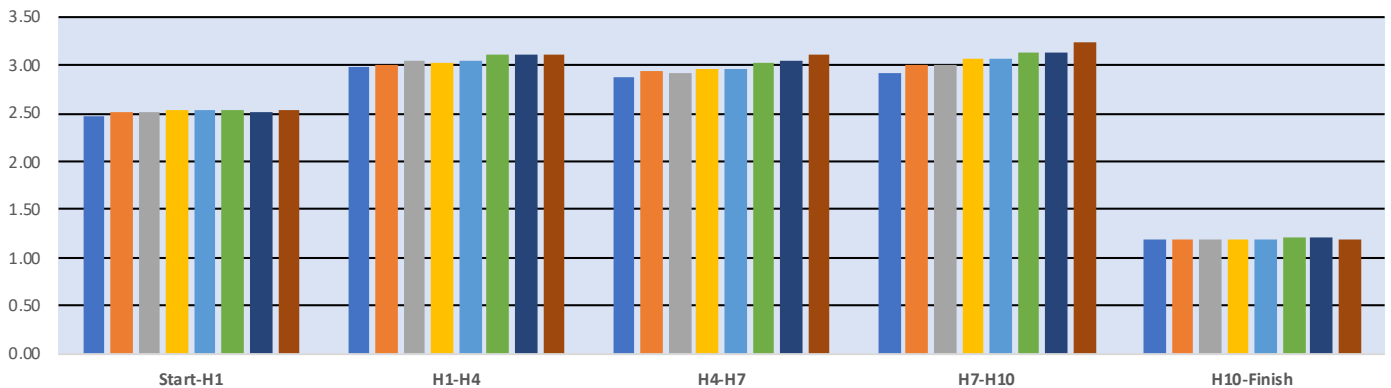
FINAL

		H1	H2	H3	H4	H5	H6	H7	H8	H9	H10	Run-In	100m	Lane/Place	H1-H4	H4-H7	H7-H10
Harrison, Kendra (USA) (1992)	time	2.46	3.48	4.48	5.44	6.40	7.36	8.32	9.28	10.26	11.24		12.44	5 / 1			
	reaction time	0.178													2.98	2.88	2.92
	interval		1.02	1.00	0.96	0.96	0.96	0.96	0.96	0.98	0.98	1.20			8.56	8.85	8.73
	velocity	5.28	8.33	8.50	8.85	8.85	8.85	8.85	8.85	8.67	8.67	8.75	8.04				
Harper-Nelson, Dawn (USA) (1984)	time	2.52	3.52	4.52	5.52	6.50	7.48	8.46	9.44	10.46	11.46		12.65	3 / 2			
	reaction time	0.132													3.00	2.94	3.00
	interval		1.00	1.00	1.00	0.98	0.98	0.98	0.98	1.02	1.00	1.19			8.50	8.67	8.50
	velocity	5.16	8.50	8.50	8.50	8.67	8.67	8.67	8.67	8.33	8.50	8.82	7.91				
Ofili, Cindy (GBR) (1994)	time	2.52	3.56	4.56	5.56	6.52	7.50	8.48	9.46	10.46	11.48		12.66	7 / 3			
	reaction time	0.146													3.04	2.92	3.00
	interval		1.04	1.00	1.00	0.96	0.98	0.98	0.98	1.00	1.02	1.18			8.39	8.73	8.50
	velocity	5.16	8.17	8.50	8.50	8.85	8.67	8.67	8.67	8.50	8.33	8.90	7.90				
Stowers, Jasmin (USA) (1991)	time	2.54	3.58	4.58	5.56	6.54	7.52	8.52	9.52	10.54	11.58		12.76	6 / 4			
	reaction time	0.140													3.02	2.96	3.06
	interval		1.04	1.00	0.98	0.98	0.98	1.00	1.00	1.02	1.04	1.18			8.44	8.61	8.33
	velocity	5.12	8.17	8.50	8.67	8.67	8.67	8.50	8.50	8.33	8.17	8.90	7.84				
Roleder, Cindy (GER) (1989)	time	2.54	3.58	4.58	5.58	6.56	7.54	8.54	9.54	10.56	11.60		12.78	4 / 5			
	reaction time	0.129													3.04	2.96	3.06
	interval		1.04	1.00	1.00	0.98	0.98	1.00	1.00	1.02	1.04	1.18			8.39	8.61	8.33
	velocity	5.12	8.17	8.50	8.50	8.67	8.67	8.50	8.50	8.33	8.17	8.90	7.82				
Billaud, Cindy (FRA) (1986)	time	2.54	3.58	4.62	5.64	6.66	7.66	8.66	9.70	10.74	11.80		13.02	2 / 6			
	reaction time	0.106													3.10	3.02	3.14
	interval		1.04	1.04	1.02	1.00	1.00	1.00	1.04	1.04	1.06	1.22			8.23	8.44	8.12
	velocity	5.12	8.17	8.17	8.33	8.33	8.50	8.50	8.17	8.17	8.02	8.61	7.68				
Hildebrand, Nadine (GER) (1987)	time	2.52	3.60	4.64	5.64	6.64	7.66	8.68	9.70	10.76	11.82		13.04	8 / 7			
	reaction time	0.142													3.12	3.04	3.14
	interval		1.08	1.04	1.00	1.00	1.02	1.02	1.02	1.06	1.06	1.22			8.17	8.39	8.12
	velocity	5.16	7.87	8.17	8.50	8.50	8.33	8.33	8.33	8.02	8.02	8.61	7.67				
Gomis, Sandra (FRA) (1983)	time	2.54	3.60	4.64	5.64	6.64	7.70	8.74	9.82	10.86	11.98		13.18	9 / 8			
	reaction time	0.161													3.10	3.10	3.24
	interval		1.06	1.04	1.00	1.00	1.06	1.04	1.08	1.04	1.12	1.20			8.23	8.23	7.87
	velocity	5.12	8.02	8.17	8.50	8.50	8.02	8.17	7.87	8.17	7.59	8.75	7.59				



Time Intervals (s)

Hurdle Phases



Evaluated with: ObjectusVideo
 Quality & Frame Rate: 1280 x 720 @ 25fps
 Timing From: First Movement
 Source: <https://www.youtube.com/watch?v=qagb706YSS9U>

2016 Athletissime (Luusanne, SUI) (TV Analysis)

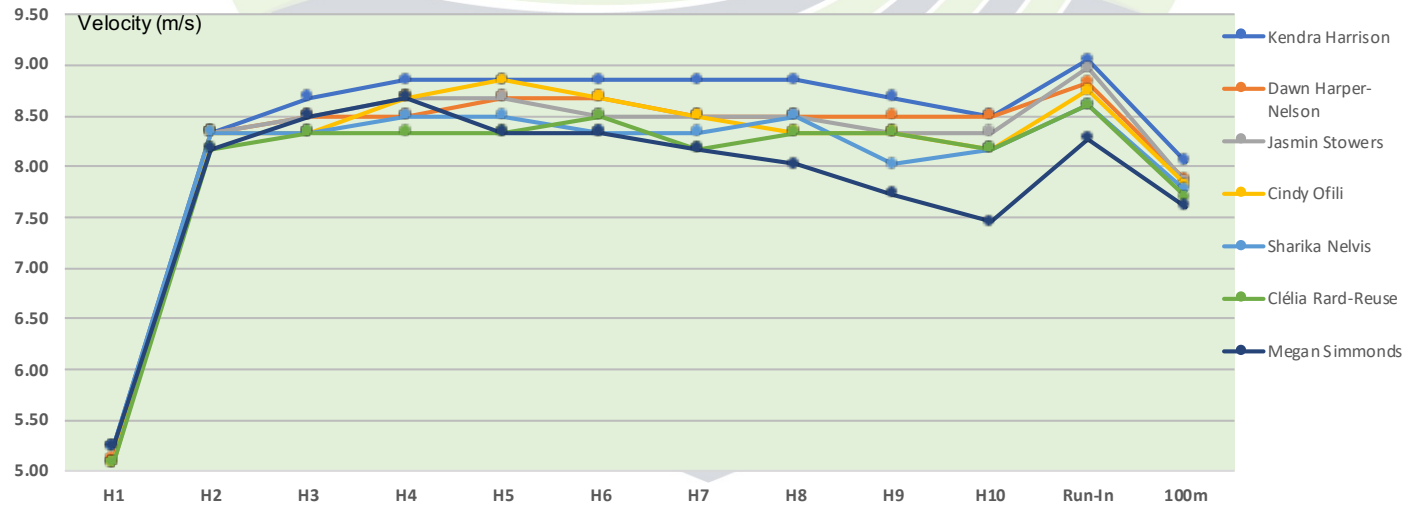
100m Hurdles

Date: 2016.08.25

Wind: 0.7 m/s

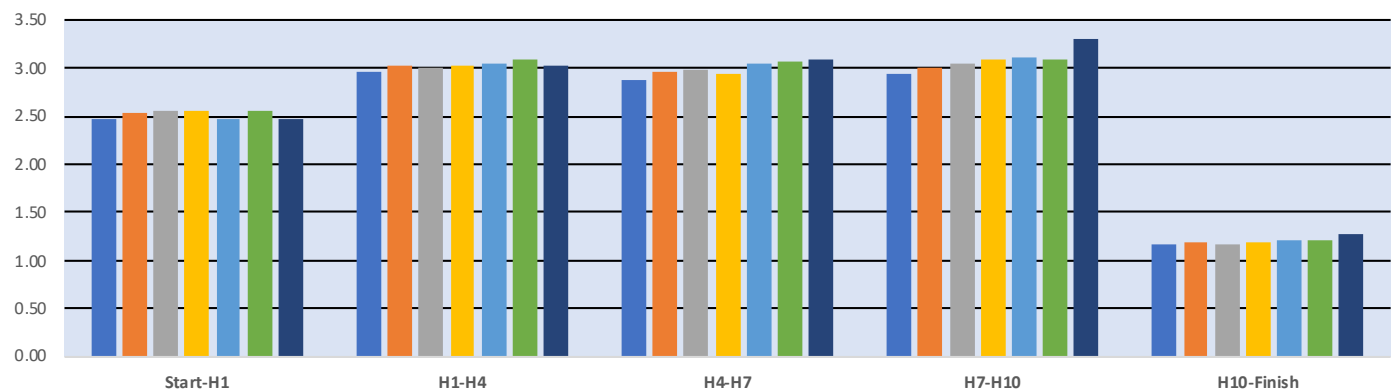
FINAL

		H1	H2	H3	H4	H5	H6	H7	H8	H9	H10	Run-In	100m	Lane/Place	H1-H4	H4-H7	H7-H10
Harrison, Kendra (USA) (1992)	time	2.48	3.50	4.48	5.44	6.40	7.36	8.32	9.28	10.26	11.26	12.42		5 / 1			
	reaction time	0.148													2.96	2.88	2.94
	interval		1.02	0.98	0.96	0.96	0.96	0.96	0.96	0.98	1.00	1.16			8.61	8.85	8.67
	velocity	5.24	8.33	8.67	8.85	8.85	8.85	8.85	8.85	8.67	8.50	9.05	8.05				
Harper-Nelson, Dawn (USA) (1984)	time	2.54	3.56	4.56	5.56	6.54	7.52	8.52	9.52	10.52	11.52	12.71		8 / 2			
	reaction time	0.145													3.02	2.96	3.00
	interval		1.02	1.00	1.00	0.98	0.98	1.00	1.00	1.00	1.00	1.19			8.44	8.61	8.50
	velocity	5.12	8.33	8.50	8.50	8.67	8.67	8.50	8.50	8.50	8.50	8.82	7.87				
Stowers, Jasmin (USA) (1991)	time	2.56	3.58	4.58	5.56	6.54	7.54	8.54	9.54	10.56	11.58	12.75		6 / 3			
	reaction time	0.135													3.00	2.98	3.04
	interval		1.02	1.00	0.98	0.98	1.00	1.00	1.00	1.02	1.02	1.17			8.50	8.56	8.39
	velocity	5.08	8.33	8.50	8.67	8.67	8.50	8.50	8.50	8.33	8.33	8.97	7.84				
Ofili, Cindy (GBR) (1994)	time	2.56	3.58	4.60	5.58	6.54	7.52	8.52	9.54	10.56	11.60	12.80		7 / 4			
	reaction time	0.145													3.02	2.94	3.08
	interval		1.02	1.02	0.98	0.96	0.98	1.00	1.02	1.02	1.04	1.20			8.44	8.67	8.28
	velocity	5.08	8.33	8.33	8.67	8.85	8.67	8.50	8.33	8.33	8.17	8.75	7.81				
Nelvis, Sharika (USA) (1990)	time	2.48	3.50	4.52	5.52	6.52	7.54	8.56	9.56	10.62	11.66	12.88		4 / 5			
	reaction time	0.137													3.04	3.04	3.10
	interval		1.02	1.02	1.00	1.00	1.02	1.02	1.00	1.06	1.04	1.22			8.39	8.39	8.23
	velocity	5.24	8.33	8.33	8.50	8.50	8.33	8.33	8.50	8.02	8.17	8.61	7.76				
Rard-Reuse, Clélia (SUI) (1988)	time	2.56	3.60	4.62	5.64	6.66	7.66	8.70	9.72	10.74	11.78	13.00		3 / 6			
	reaction time	0.142													3.08	3.06	3.08
	interval		1.04	1.02	1.02	1.02	1.00	1.04	1.02	1.02	1.04	1.22			8.28	8.33	8.28
	velocity	5.08	8.17	8.33	8.33	8.33	8.50	8.17	8.33	8.33	8.17	7.69					
Simmonds, Megan (JAM) (1994)	time	2.48	3.52	4.52	5.50	6.52	7.54	8.58	9.64	10.74	11.88	13.15		2 / 7			
	reaction time	0.174													3.02	3.08	3.30
	interval		1.04	1.00	0.98	1.02	1.02	1.04	1.06	1.10	1.14	1.27			8.44	8.28	7.73
	velocity	5.24	8.17	8.50	8.67	8.33	8.33	8.17	8.02	7.73	7.46	8.27	7.60				



Time Intervals (s)

Hurdle Phases



Evaluated with: ObjectusVideo
 Quality & Frame Rate: 1280 x 720 @ 25fps
 Timing From: First Movement
 Source: <https://www.youtube.com/watch?v=k2t5cmH4rkU>

2016 London Anniversary Games (London, GBR)

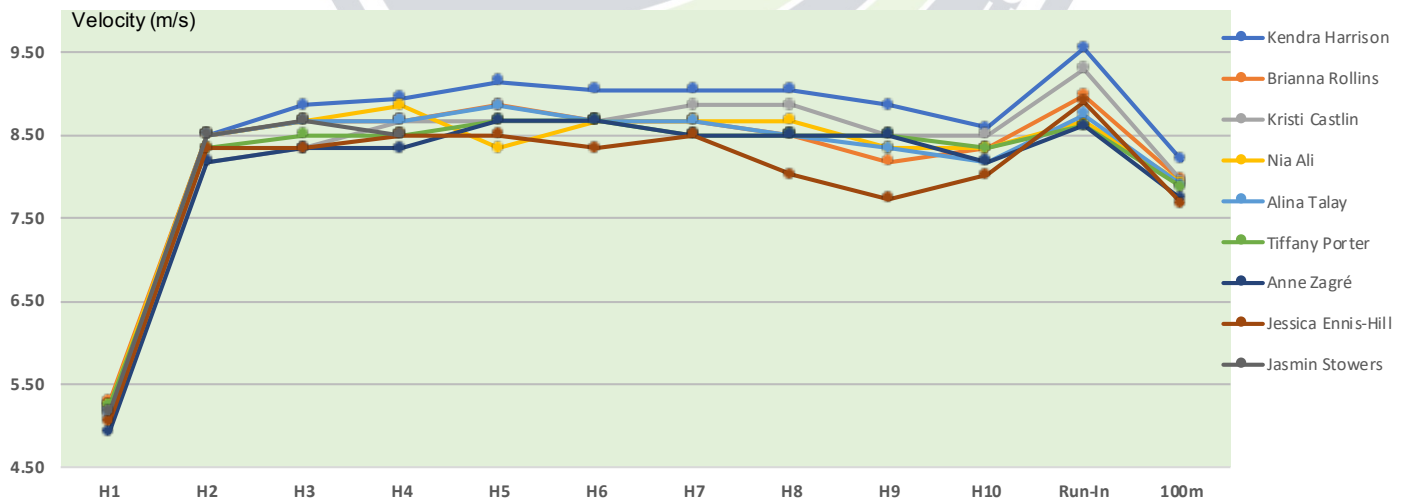
100m Hurdles

Date: 2016.07.22

Wind: 0.3 m/s

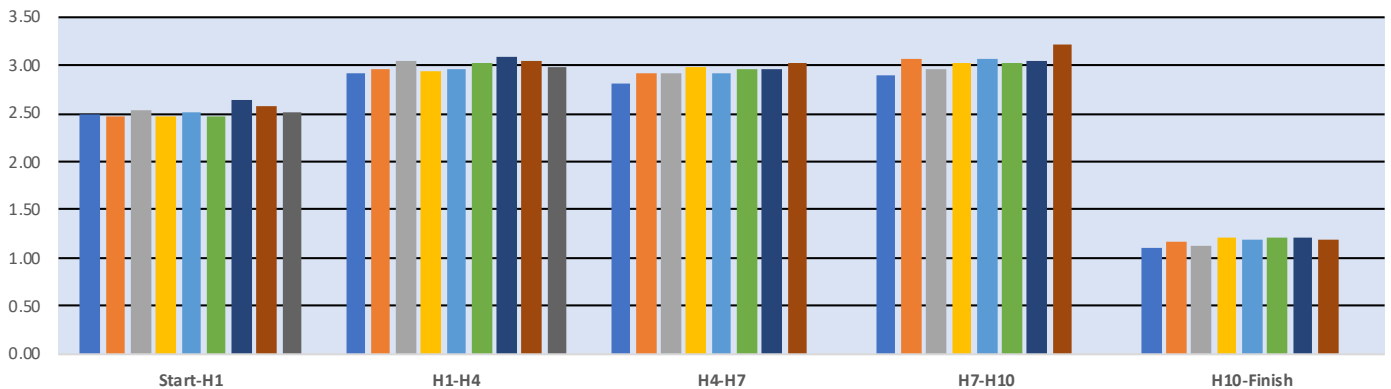
FINAL

		H1	H2	H3	H4	H5	H6	H7	H8	H9	H10	Run-In	100m	Lane/Place	H1-H4	H4-H7	H7-H10
Harrison, Kendra (USA) (1992)	time	2.49	3.49	4.45	5.40	6.33	7.27	8.21	9.15	10.11	11.10	12.20	12.20	6 / 1			
	reaction time	0.149											WR		2.91	2.81	2.89
	interval		1.00	0.96	0.95	0.93	0.94	0.94	0.94	0.96	0.99	1.10	8.20		8.76	9.07	8.82
	velocity	5.22	8.50	8.85	8.95	9.14	9.04	9.04	9.04	8.85	8.59	9.55					
Rollins, Brianna (USA) (1991)	time	2.46	3.46	4.44	5.42	6.38	7.36	8.34	9.34	10.38	11.40	12.57	12.57	7 / 2			
	reaction time	0.140													2.96	2.92	3.06
	interval		1.00	0.98	0.98	0.96	0.98	0.98	1.00	1.04	1.02	1.17	7.96		8.61	8.73	8.33
	velocity	5.28	8.50	8.67	8.67	8.85	8.67	8.67	8.50	8.17	8.33	8.97					
Castlin, Kristi (USA) (1988)	time	2.54	3.58	4.60	5.58	6.56	7.54	8.50	9.46	10.46	11.46	12.59	12.59	9 / 3			
	reaction time	0.144													3.04	2.92	2.96
	interval		1.04	1.02	0.98	0.98	0.98	0.96	0.96	1.00	1.00	1.13	7.94		8.39	8.73	8.61
	velocity	5.12	8.17	8.33	8.67	8.67	8.67	8.85	8.85	8.50	8.50	9.29					
Ali, Nia (USA) (1988)	time	2.48	3.48	4.46	5.42	6.44	7.42	8.40	9.38	10.40	11.42	12.63	12.63	5 / 4			
	reaction time	0.145													2.94	2.98	3.02
	interval		1.00	0.98	0.96	1.02	0.98	0.98	0.98	1.02	1.02	1.21	7.92		8.67	8.56	8.44
	velocity	5.24	8.50	8.67	8.85	8.33	8.67	8.67	8.67	8.33	8.33	8.68					
Talay, Alina (BLR) (1989)	time	2.52	3.52	4.50	5.48	6.44	7.42	8.40	9.40	10.42	11.46	12.66	12.66	3 / 5			
	reaction time	0.118													2.96	2.92	3.06
	interval		1.00	0.98	0.98	0.96	0.98	0.98	1.00	1.02	1.04	1.20	7.90		8.61	8.73	8.33
	velocity	5.16	8.50	8.67	8.67	8.85	8.67	8.67	8.50	8.33	8.17	8.75					
Porter, Tiffany (GBR) (1987)	time	2.48	3.50	4.50	5.50	6.48	7.46	8.46	9.46	10.46	11.48	12.70	12.70	2 / 6			
	reaction time	0.119													3.02	2.96	3.02
	interval		1.02	1.00	1.00	0.98	0.98	1.00	1.00	1.00	1.02	1.22	7.87		8.44	8.61	8.44
	velocity	5.24	8.33	8.50	8.50	8.67	8.67	8.50	8.50	8.50	8.33	8.61					
Zagré, Anne (BEL) (1990)	time	2.64	3.68	4.70	5.72	6.70	7.68	8.68	9.68	10.68	11.72	12.94	12.94	1 / 7			
	reaction time	0.160													3.08	2.96	3.04
	interval		1.04	1.02	1.02	0.98	0.98	1.00	1.00	1.00	1.04	1.22	7.73		8.28	8.61	8.39
	velocity	4.92	8.17	8.33	8.33	8.67	8.67	8.50	8.50	8.50	8.17	8.61					
Ennis-Hill, Jessica (GBR) (1986)	time	2.58	3.60	4.62	5.62	6.62	7.64	8.64	9.70	10.80	11.86	13.04	13.04	8 / 8			
	reaction time	0.155													3.04	3.02	3.22
	interval		1.02	1.02	1.00	1.00	1.02	1.00	1.06	1.10	1.06	1.18	7.67		8.39	8.44	7.92
	velocity	5.04	8.33	8.33	8.50	8.50	8.33	8.50	8.02	7.73	8.02	8.90					
Stowers, Jasmin (USA) (1991)	time	2.52	3.52	4.50	5.50								dnf	4 / --			
	reaction time	0.132													2.98		
	interval		1.00	0.98	1.00										8.56		
	velocity	5.16	8.50	8.67	8.50												



Time Intervals (s)

Hurdle Phases



Kendra Harrison

Source: Vazel, P.J. (2016) Analysis of Keni Harrison's World Record 100m Hurdles Race. Retrieved from <https://simplifaster.com/articles/analysis-of-keni-harrisons-world-record-100m-hurdles-race/>

2nd - 8th Place (TV Analysis)

Evaluated with: ObjectusVideo

Quality & Frame Rate: 1920 x 1080 @ 25fps

Timing From: First Movement

Source: <https://www.youtube.com/watch?v=jJ995weE9kU>

2016 London Anniversary Games (London, GBR)

100m Hurdles

Date: 2016.07.22 Wind: 0.2 m/s

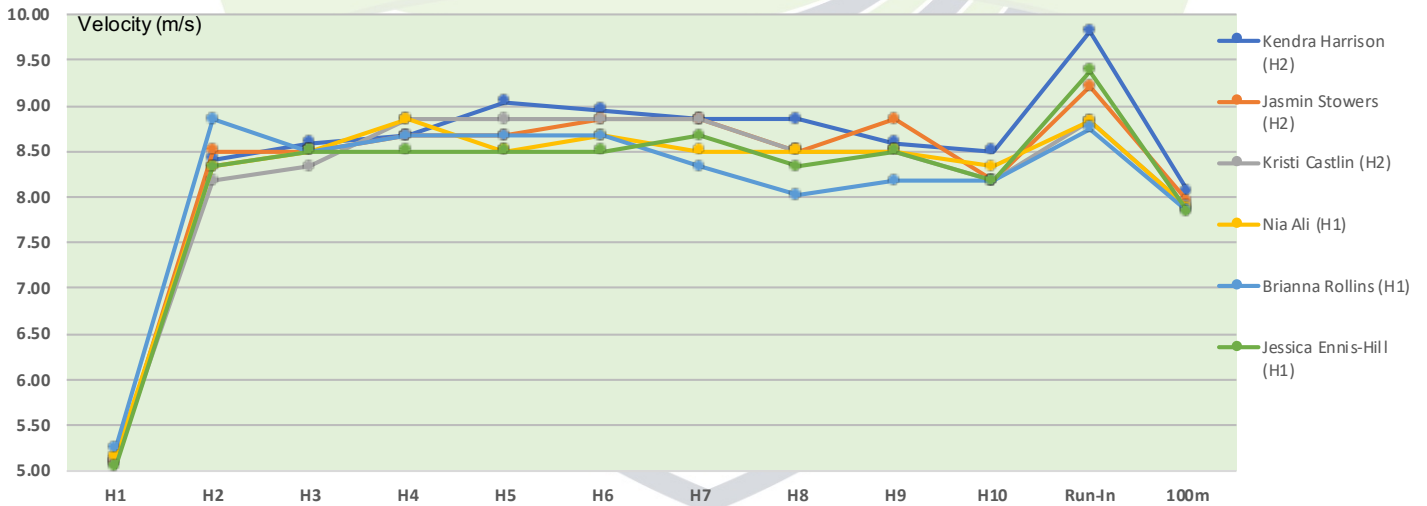
Heat 2

		H1	H2	H3	H4	H5	H6	H7	H8	H9	H10	Run-In	100m	Lane/Place	H1-H4	H4-H7	H7-H10
Harrison, Kendra (USA) (1992)	time	2.55	3.56	4.55	5.53	6.47	7.42	8.38	9.34	10.33	11.33		12.40	4 / 1			
	reaction time	0.143													2.98	2.85	2.95
	interval		1.01	0.99	0.98	0.94	0.95	0.96	0.96	0.99	1.00	1.07			8.56	8.95	8.64
	velocity	5.10	8.42	8.59	8.67	9.04	8.95	8.85	8.85	8.59	8.50	9.81	8.06				
Stowers, Jasmin (USA) (1991)	time	2.56	3.56	4.56	5.54	6.52	7.48	8.44	9.44	10.40	11.44		12.58	7 / 2			
	reaction time	0.143													2.98	2.90	3.00
	interval		1.00	1.00	0.98	0.98	0.96	0.96	1.00	0.96	1.04	1.14			8.56	8.79	8.50
	velocity	5.08	8.50	8.50	8.67	8.67	8.85	8.85	8.50	8.85	8.17	9.21	7.95				
Castlin, Kristi (USA) (1988)	time	2.54	3.58	4.60	5.56	6.52	7.48	8.44	9.44	10.44	11.48		12.67	5 / 3			
	reaction time	0.140													3.02	2.88	3.04
	interval		1.04	1.02	0.96	0.96	0.96	0.96	1.00	1.00	1.04	1.19			8.44	8.85	8.39
	velocity	5.12	8.17	8.33	8.85	8.85	8.85	8.85	8.50	8.50	8.17	8.82	7.89				

Date: 2016.07.22 Wind: 0.3 m/s

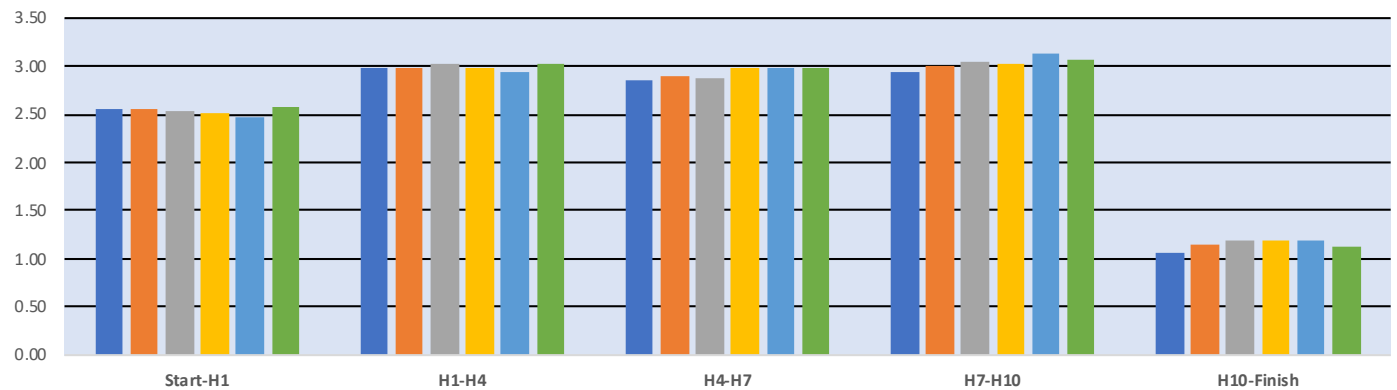
Heat 1

		H1	H2	H3	H4	H5	H6	H7	H8	H9	H10	Run-In	100m	Lane/Place	H1-H4	H4-H7	H7-H10
Ali, Nia (USA) (1988)	time	2.52	3.54	4.54	5.50	6.50	7.48	8.48	9.48	10.48	11.50		12.69	7 / 1			
	reaction time	0.156													2.98	2.98	3.02
	interval		1.02	1.00	0.96	1.00	0.98	1.00	1.00	1.00	1.02	1.19			8.56	8.56	8.44
	velocity	5.16	8.33	8.50	8.85	8.50	8.67	8.50	8.50	8.50	8.33	8.82	7.88				
Rollins, Brianna (USA) (1991)	time	2.48	3.44	4.44	5.42	6.40	7.38	8.40	9.46	10.50	11.54		12.74	6 / 2			
	reaction time	0.135													2.94	2.98	3.14
	interval		0.96	1.00	0.98	0.98	0.98	1.02	1.06	1.04	1.04	1.20			8.67	8.56	8.12
	velocity	5.24	8.85	8.50	8.67	8.67	8.33	8.02	8.17	8.17	8.17	8.75	7.85				
Ennis-Hill, Jessica (GBR) (1986)	time	2.58	3.60	4.60	5.60	6.60	7.60	8.58	9.60	10.60	11.64		12.76	9 / 3			
	reaction time	0.152													3.02	2.98	3.06
	interval		1.02	1.00	1.00	1.00	1.00	1.00	0.98	1.02	1.00	1.04	1.12		8.44	8.56	8.33
	velocity	5.04	8.33	8.50	8.50	8.50	8.50	8.67	8.33	8.50	8.17	9.38	7.84				



Time Intervals (s)

Hurdle Phases



Heat 2 - Kendra Harrison

Source: Brice, P. (2017) Critical determinants of sprint hurdle performance

Heat 2 - 2nd & 3rd (TV Analysis)

Evaluated with: ObjectusVideo
 Quality & Frame Rate: 1280 x 720 @ 25fps
 Timing From: First Movement
 Source: <https://www.youtube.com/watch?v=1vsMbeYXPiA>

Heat 1 (TV Analysis)

Evaluated with: ObjectusVideo
 Quality & Frame Rate: 1280 x 720 @ 25fps
 Timing From: First Movement
 Source: <https://www.youtube.com/watch?v=0E2uE2-i-k>

2016 USA Olympic Trials (Eugene, OR) (TV Analysis)

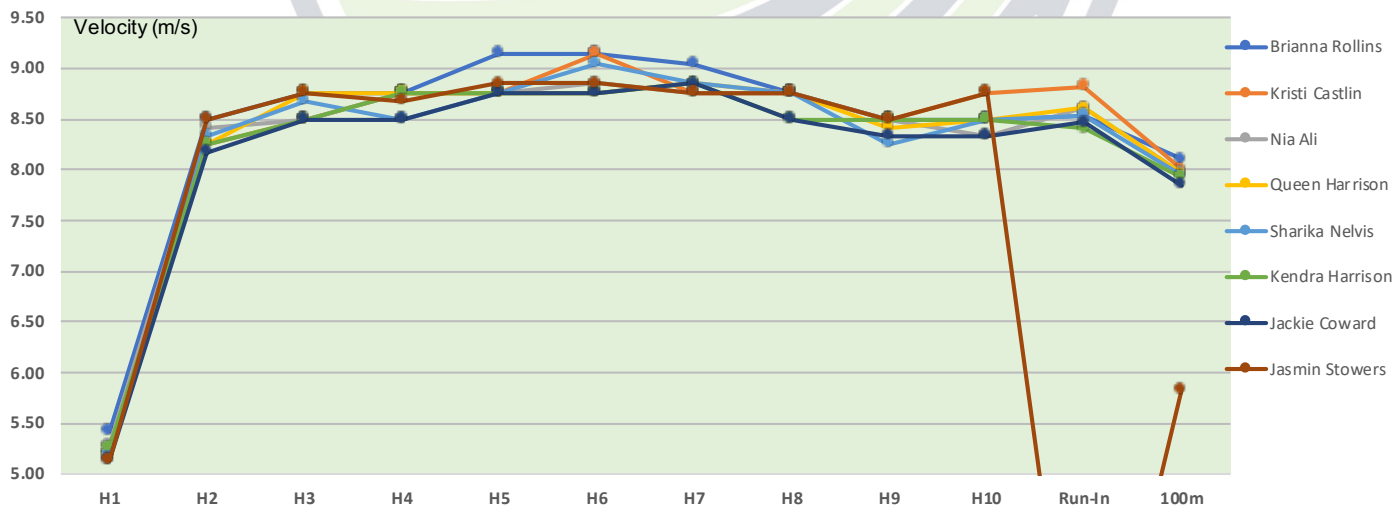
100m Hurdles

Date: 2016.07.08

Wind: 1.2 m/s

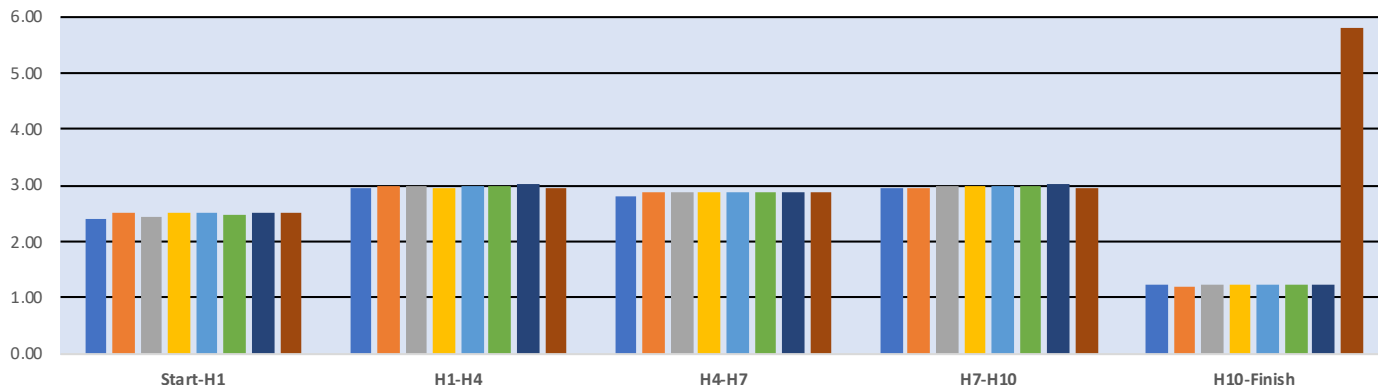
FINAL

		H1	H2	H3	H4	H5	H6	H7	H8	H9	H10	Run-In	100m	Lane/Place	H1-H4	H4-H7	H7-H10
Rollins, Brianna (USA) (1991)	time	2.40	3.40	4.37	5.34	6.27	7.20	8.14	9.11	10.11	11.11	12.34		4 / 1			
	reaction time		1.00	0.97	0.97	0.93	0.93	0.94	0.97	1.00	1.00	1.23			2.94	2.80	2.97
	velocity	5.42	8.50	8.76	8.76	9.14	9.14	9.04	8.76	8.50	8.50	8.54	8.10		8.67	9.11	8.59
Castlin, Kristi (USA) (1988)	time	2.50	3.53	4.53	5.50	6.47	7.40	8.37	9.34	10.34	11.31	12.50		3 / 2			
	reaction time		1.03	1.00	0.97	0.97	0.93	0.97	0.97	1.00	0.97	1.19	PB		3.00	2.87	2.94
	velocity	5.20	8.25	8.50	8.76	8.76	9.14	8.76	8.76	8.50	8.76	8.82	8.00		8.50	8.89	8.67
Ali, Nia (USA) (1988)	time	2.46	3.47	4.47	5.44	6.41	7.37	8.34	9.31	10.31	11.33	12.55		6 / 3			
	reaction time		1.01	1.00	0.97	0.97	0.96	0.97	0.97	1.00	1.02	1.22			2.98	2.90	2.99
	velocity	5.28	8.42	8.50	8.76	8.76	8.85	8.76	8.76	8.50	8.33	8.61	7.97		8.56	8.79	8.53
Harrison, Queen (USA) (1988)	time	2.50	3.53	4.50	5.47	6.44	7.41	8.37	9.34	10.35	11.35	12.57		5 / 4			
	reaction time		1.03	0.97	0.97	0.97	0.97	0.96	0.97	1.01	1.00	1.22			2.97	2.90	2.98
	velocity	5.20	8.25	8.76	8.76	8.76	8.76	8.85	8.76	8.42	8.50	8.61	7.96		8.59	8.79	8.56
Nelvis, Sharika (USA) (1990)	time	2.50	3.52	4.50	5.50	6.47	7.41	8.37	9.34	10.37	11.37	12.60		8 / 5			
	reaction time		1.02	0.98	1.00	0.97	0.94	0.96	0.97	1.03	1.00	1.23			3.00	2.87	3.00
	velocity	5.20	8.33	8.67	8.50	8.76	9.04	8.85	8.76	8.25	8.50	8.54	7.94		8.50	8.89	8.50
Harrison, Kendra (USA) (1992)	time	2.47	3.50	4.50	5.47	6.44	7.41	8.37	9.37	10.37	11.37	12.62		2 / 6			
	reaction time		1.03	1.00	0.97	0.97	0.97	0.96	1.00	1.00	1.00	1.25			3.00	2.90	3.00
	velocity	5.26	8.25	8.50	8.76	8.76	8.76	8.85	8.50	8.50	8.50	8.40	7.92		8.50	8.79	8.50
Coward, Jackie (USA) (1989)	time	2.53	3.57	4.57	5.57	6.54	7.51	8.47	9.47	10.49	11.51	12.75		1 / 7			
	reaction time		1.04	1.00	1.00	0.97	0.97	0.96	1.00	1.02	1.02	1.24			3.04	2.90	3.04
	velocity	5.14	8.17	8.50	8.50	8.76	8.76	8.85	8.50	8.33	8.33	8.47	7.84		8.39	8.79	8.39
Stowers, Jasmin (USA) (1991)	time	2.53	3.53	4.50	5.48	6.44	7.40	8.37	9.34	10.34	11.31	17.13		7 / 8			
	reaction time		1.00	0.97	0.98	0.96	0.96	0.97	0.97	1.00	0.97	5.82			2.95	2.89	2.94
	velocity	5.14	8.50	8.76	8.67	8.85	8.85	8.76	8.76	8.50	8.76	1.80	5.84		8.64	8.82	8.67



Time Intervals (s)

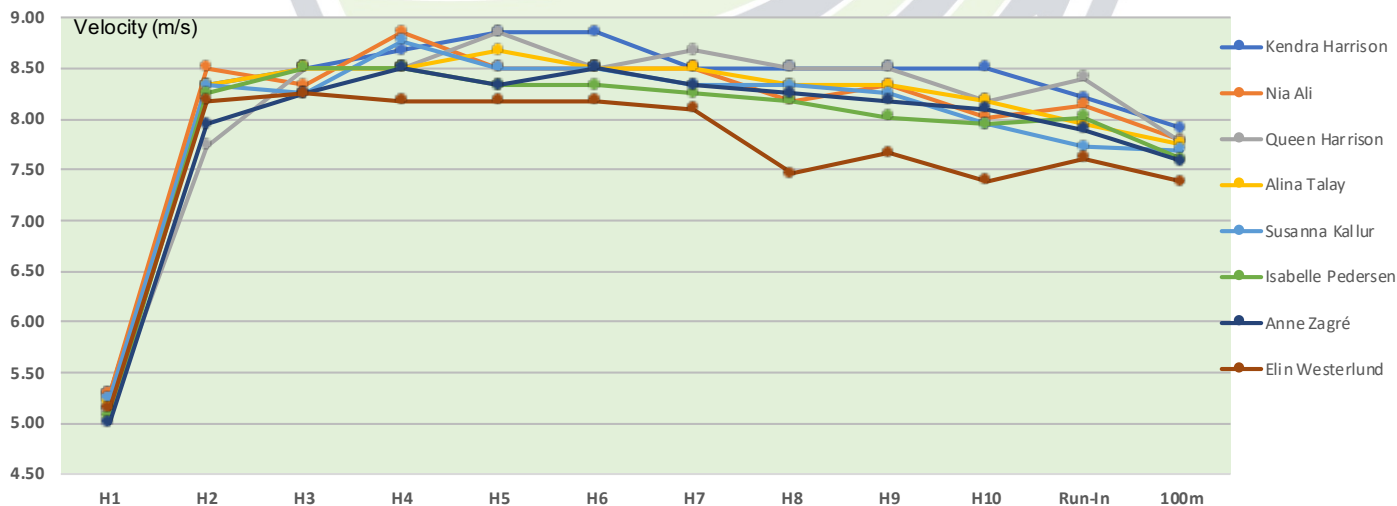
Hurdle Phases



Evaluated with: ObjectusVideo
 Quality & Frame Rate: 1920 x 1080 @ 25fps
 Timing From: First Movement
 Source: <https://www.youtube.com/watch?v=MvTFPQMJdUk>

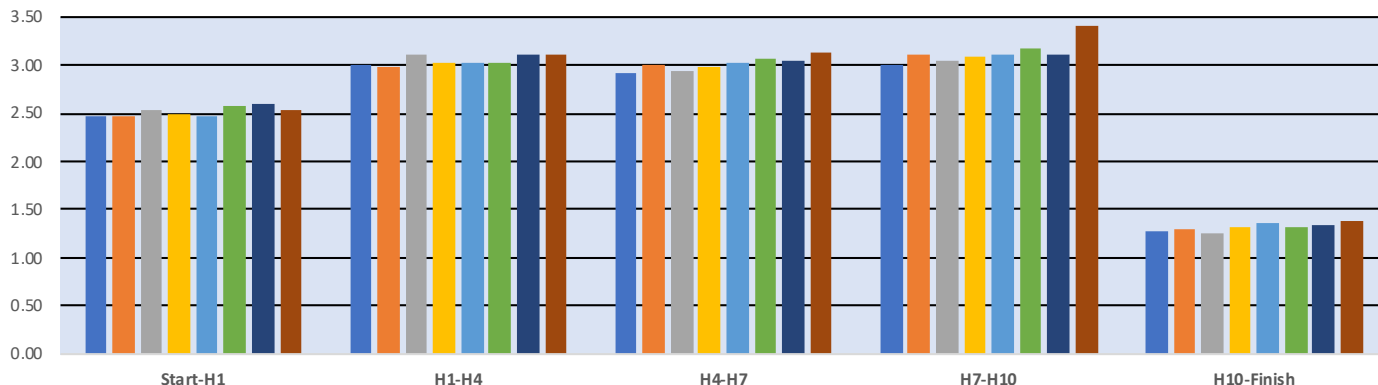
2016 Bauhaus Athletics (Stockholm, SWE) (TV Analysis)

100m Hurdles		Date: 2016.06.16	Wind: -0.4 m/s										FINAL				
		H1	H2	H3	H4	H5	H6	H7	H8	H9	H10	Run-In	100m	Lane/Place	H1-H4	H4-H7	H7-H10
Harrison, Kendra (USA) (1992)	time	2.46	3.48	4.48	5.46	6.42	7.38	8.38	9.38	10.38	11.38		12.66	5 / 1			
	reaction time	0.185													3.00	2.92	3.00
	interval		1.02	1.00	0.98	0.96	0.96	1.00	1.00	1.00	1.00	1.28			8.50	8.73	8.50
	velocity	5.28	8.33	8.50	8.67	8.85	8.85	8.50	8.50	8.50	8.50	8.20	7.90				
Ali, Nia (USA) (1988)	time	2.46	3.46	4.48	5.44	6.44	7.44	8.44	9.48	10.50	11.56		12.85	2 / 2			
	reaction time	0.145													2.98	3.00	3.12
	interval		1.00	1.02	0.96	1.00	1.00	1.00	1.04	1.02	1.06	1.29			8.56	8.50	8.17
	velocity	5.28	8.50	8.33	8.85	8.50	8.50	8.50	8.17	8.33	8.02	8.14	7.78				
Harrison, Queen (USA) (1988)	time	2.54	3.64	4.64	5.64	6.60	7.60	8.58	9.58	10.58	11.62		12.87	6 / 3			
	reaction time	0.175													3.10	2.94	3.04
	interval		1.10	1.00	1.00	0.96	1.00	0.98	1.00	1.00	1.04	1.25			8.23	8.67	8.39
	velocity	5.12	7.73	8.50	8.50	8.85	8.50	8.67	8.50	8.50	8.17	8.40	7.77				
Talay, Alina (BLR) (1989)	time	2.50	3.52	4.52	5.52	6.50	7.50	8.50	9.52	10.54	11.58		12.90	3 / 4			
	reaction time	0.148													3.02	2.98	3.08
	interval		1.02	1.00	1.00	0.98	1.00	1.00	1.02	1.02	1.04	1.32			8.44	8.56	8.28
	velocity	5.20	8.33	8.50	8.50	8.50	8.50	8.50	8.33	8.33	8.17	7.95	7.75				
Kallur, Susanna (SWE) (1981)	time	2.48	3.50	4.53	5.50	6.50	7.50	8.52	9.54	10.57	11.64		13.00	4 / 5			
	reaction time	0.163													3.02	3.02	3.12
	interval		1.02	1.03	0.97	1.00	1.00	1.02	1.02	1.03	1.07	1.36			8.44	8.44	8.17
	velocity	5.24	8.33	8.25	8.76	8.50	8.50	8.33	8.33	8.25	7.94	7.72	7.69				
Pedersen, Isabelle (NOR) (1992)	time	2.57	3.60	4.60	5.60	6.62	7.64	8.67	9.71	10.77	11.84		13.15	8 / 6			
	reaction time	0.190													3.03	3.07	3.17
	interval		1.03	1.00	1.00	1.02	1.02	1.03	1.04	1.06	1.07	1.31			8.42	8.31	8.04
	velocity	5.06	8.25	8.50	8.50	8.33	8.33	8.25	8.17	8.02	7.94	8.02	7.60				
Zagré, Anne (BEL) (1990)	time	2.60	3.67	4.70	5.70	6.72	7.72	8.74	9.77	10.81	11.86		13.19	7 / 7			
	reaction time	0.192													3.10	3.04	3.12
	interval		1.07	1.03	1.00	1.02	1.00	1.02	1.03	1.04	1.05	1.33			8.23	8.39	8.17
	velocity	5.00	7.94	8.25	8.50	8.33	8.50	8.33	8.25	8.17	8.10	7.89	7.58				
Westerlund, Elin (SWE) (1990)	time	2.53	3.57	4.60	5.64	6.68	7.72	8.77	9.91	11.02	12.17		13.55	1 / 8			
	reaction time	0.148													3.11	3.13	3.40
	interval		1.04	1.03	1.04	1.04	1.04	1.05	1.14	1.11	1.15	1.38			8.20	8.15	7.50
	velocity	5.14	8.17	8.25	8.17	8.17	8.17	8.10	7.46	7.66	7.39	7.61	7.38				



Time Intervals (s)

Hurdle Phases



Evaluated with: ObjectusVideo
 Quality & Frame Rate: 1280 x 720 @ 30fps
 Timing From: First Movement
 Source: https://www.youtube.com/watch?v=AJTCbn_dFO4

2016 Birmingham Diamond League (Birmingham, GBR) (TV Analysis)

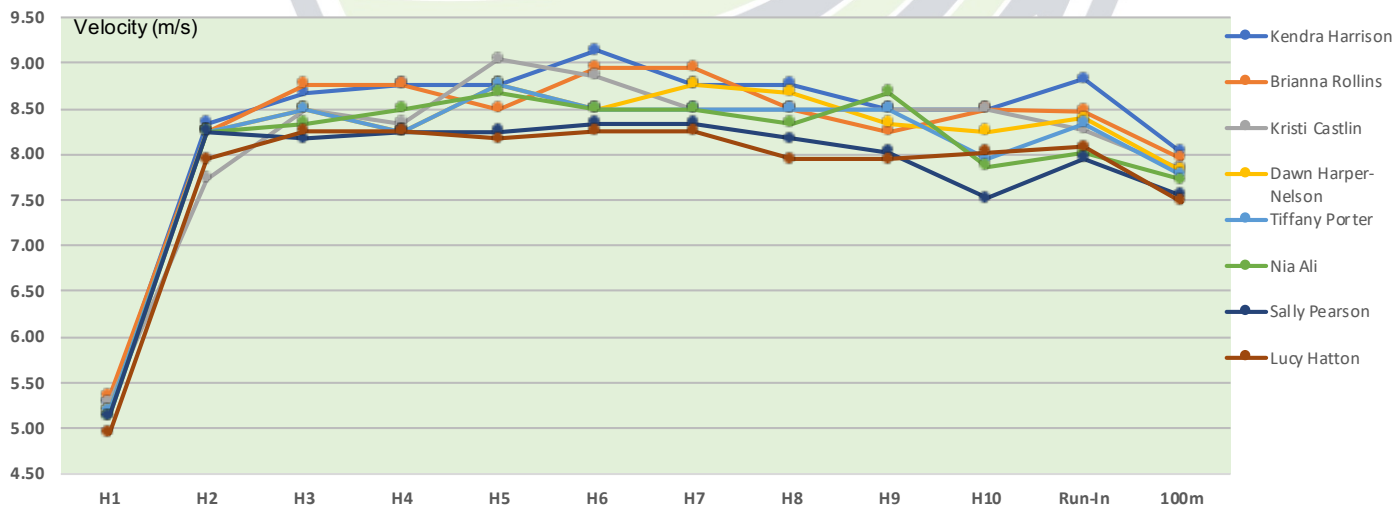
100m Hurdles

Date: 2016.06.05

Wind: -0.3 m/s

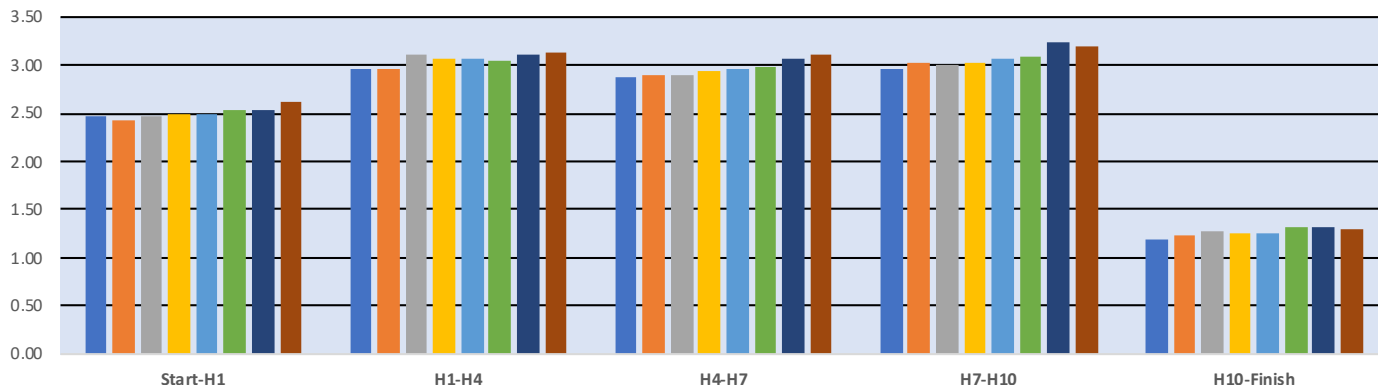
FINAL

		H1	H2	H3	H4	H5	H6	H7	H8	H9	H10	Run-In	100m	Lane/Place	H1-H4	H4-H7	H7-H10
Harrison, Kendra (USA) (1992)	time	2.46	3.48	4.46	5.43	6.40	7.33	8.30	9.27	10.27	11.27		12.46	6 / 1			
	reaction time	0.212													2.97	2.87	2.97
	interval		1.02	0.98	0.97	0.97	0.93	0.97	0.97	1.00	1.00	1.19			8.59	8.89	8.59
	velocity	5.28	8.33	8.67	8.76	8.76	9.14	8.76	8.76	8.50	8.50	8.82	8.03				
Rollins, Brianna (USA) (1991)	time	2.43	3.46	4.43	5.40	6.40	7.35	8.30	9.30	10.33	11.33		12.57	7 / 2			
	reaction time	0.144													2.97	2.90	3.03
	interval		1.03	0.97	0.97	1.00	0.95	0.95	1.00	1.03	1.00	1.24			8.59	8.79	8.42
	velocity	5.35	8.25	8.76	8.76	8.50	8.95	8.95	8.50	8.25	8.50	8.47	7.96				
Castlin, Kristi (USA) (1988)	time	2.46	3.56	4.56	5.58	6.52	7.48	8.48	9.48	10.48	11.48		12.75	5 / 3			
	reaction time	0.164													3.12	2.90	3.00
	interval		1.10	1.00	1.02	0.94	0.96	1.00	1.00	1.00	1.00	1.27			8.17	8.79	8.50
	velocity	5.28	7.73	8.50	8.33	9.04	8.85	8.50	8.50	8.50	8.50	8.27	7.84				
Harper-Nelson, Dawn (USA) (1984)	time	2.50	3.53	4.53	5.56	6.53	7.53	8.50	9.48	10.50	11.53		12.78	2 / 4			
	reaction time	0.151													3.06	2.94	3.03
	interval		1.03	1.00	1.03	0.97	1.00	0.97	0.98	1.02	1.03	1.25			8.33	8.67	8.42
	velocity	5.20	8.25	8.50	8.25	8.76	8.50	8.76	8.67	8.33	8.25	8.40	7.82				
Porter, Tiffany (GBR) (1987)	time	2.50	3.53	4.53	5.56	6.53	7.53	8.53	9.53	10.53	11.60		12.86	3 / 5			
	reaction time	0.136													3.06	2.97	3.07
	interval		1.03	1.00	1.03	0.97	1.00	1.00	1.00	1.00	1.07	1.26			8.33	8.59	8.31
	velocity	5.20	8.25	8.50	8.25	8.76	8.50	8.50	8.50	8.50	7.94	8.33	7.78				
Ali, Nia (USA) (1988)	time	2.53	3.56	4.58	5.58	6.56	7.56	8.56	9.58	10.56	11.64		12.95	8 / 6			
	reaction time	0.198													3.05	2.98	3.08
	interval		1.03	1.02	1.00	0.98	1.00	1.00	1.02	0.98	1.08	1.31			8.36	8.56	8.28
	velocity	5.14	8.25	8.33	8.50	8.67	8.50	8.50	8.33	8.67	7.87	8.02	7.72				
Pearson, Sally (AUS) (1986)	time	2.53	3.56	4.60	5.63	6.66	7.68	8.70	9.74	10.80	11.93		13.25	4 / 7			
	reaction time	0.129													3.10	3.07	3.23
	interval		1.03	1.04	1.03	1.03	1.02	1.02	1.04	1.06	1.13	1.32			8.23	8.31	7.89
	velocity	5.14	8.25	8.17	8.25	8.25	8.33	8.33	8.17	8.02	7.52	7.95	7.55				
Hatton, Lucy (GBR) (1994)	time	2.63	3.70	4.73	5.76	6.80	7.83	8.86	9.93	11.00	12.06		13.36	9 / 8			
	reaction time	0.232													3.13	3.10	3.20
	interval		1.07	1.03	1.03	1.04	1.03	1.03	1.07	1.07	1.06	1.30			8.15	8.23	7.97
	velocity	4.94	7.94	8.25	8.25	8.17	8.25	8.25	7.94	7.94	8.02	8.08	7.49				



Time Intervals (s)

Hurdle Phases



Evaluated with: ObjectusVideo
 Quality & Frame Rate: 1280 x 720 @ 30fps
 Timing From: First Movement
 Source: <https://www.youtube.com/watch?v=BRUoSXAKt4Q>

2016 Prefontaine Classic (Eugene, OR) (TV Analysis)

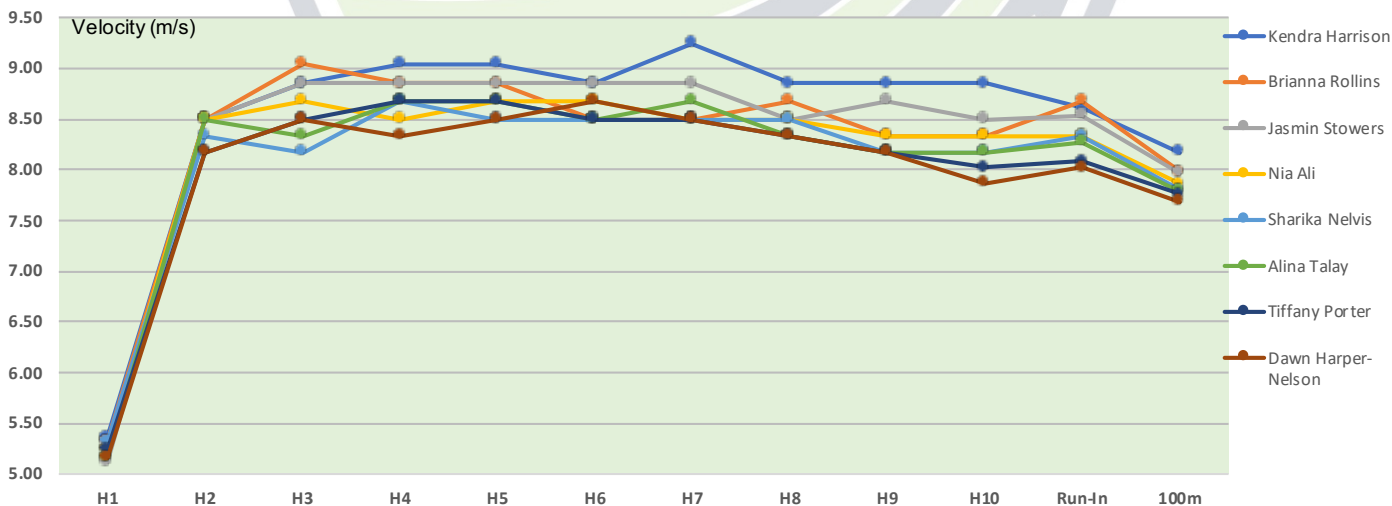
100m Hurdles

Date: 2016.05.28

Wind: 0.7 m/s

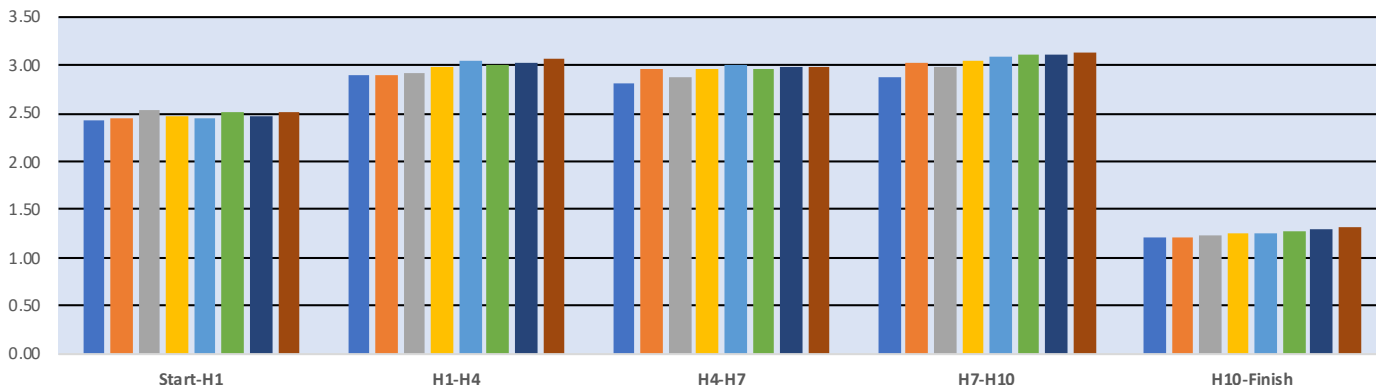
FINAL

		H1	H2	H3	H4	H5	H6	H7	H8	H9	H10	Run-In	100m	Lane/Place	H1-H4	H4-H7	H7-H10
Harrison, Kendra (USA) (1992)	time	2.42	3.42	4.38	5.32	6.26	7.22	8.14	9.10	10.06	11.02	12.24	12.24	6 / 1			
	reaction time												AR PB		2.90	2.82	2.88
	interval		1.00	0.96	0.94	0.94	0.96	0.96	0.92	0.96	0.96	0.96	1.22	8.17	8.79	9.04	8.85
	velocity	5.37	8.50	8.85	9.04	9.04	8.85	9.24	8.85	8.85	8.85	8.61	8.17				
Rollins, Brianna (USA) (1991)	time	2.44	3.44	4.38	5.34	6.30	7.30	8.30	9.28	10.30	11.32	12.53	12.53	3 / 2			
	reaction time														2.90	2.96	3.02
	interval		1.00	0.94	0.96	0.96	1.00	1.00	0.98	1.02	1.02	1.21	1.26	7.98	8.79	8.61	8.44
	velocity	5.33	8.50	9.04	8.85	8.85	8.50	8.50	8.67	8.33	8.33	8.68	7.98				
Stowers, Jasmin (USA) (1991)	time	2.54	3.54	4.50	5.46	6.42	7.38	8.34	9.34	10.32	11.32	12.55	12.55	7 / 3			
	reaction time														2.92	2.88	2.98
	interval		1.00	0.96	0.96	0.96	0.96	0.96	1.00	0.98	1.00	1.23	1.23	7.97	8.73	8.85	8.56
	velocity	5.12	8.50	8.85	8.85	8.85	8.85	8.85	8.50	8.67	8.50	8.54	7.97				
Ali, Nia (USA) (1988)	time	2.48	3.48	4.46	5.46	6.44	7.42	8.42	9.42	10.44	11.46	12.72	12.72	1 / 4			
	reaction time														2.98	2.96	3.04
	interval		1.00	0.98	1.00	0.98	0.98	1.00	1.00	1.02	1.02	1.26	1.26	7.86	8.56	8.61	8.39
	velocity	5.24	8.50	8.67	8.50	8.67	8.67	8.50	8.50	8.33	8.33	8.33	7.86				
Nelvis, Sharika (USA) (1990)	time	2.44	3.46	4.50	5.48	6.48	7.48	8.48	9.48	10.52	11.56	12.82	12.82	5 / 5			
	reaction time														3.04	3.00	3.08
	interval		1.02	1.04	0.98	1.00	1.00	1.00	1.00	1.04	1.04	1.26	1.26	7.80	8.39	8.50	8.28
	velocity	5.33	8.33	8.17	8.67	8.50	8.50	8.50	8.50	8.17	8.17	8.33	7.80				
Talay, Alina (BLR) (1989)	time	2.52	3.52	4.54	5.52	6.50	7.50	8.48	9.50	10.54	11.58	12.85	12.85	8 / 6			
	reaction time														3.00	2.96	3.10
	interval		1.00	1.02	0.98	0.98	1.00	0.98	1.02	1.04	1.04	1.27	1.27	7.78	8.50	8.61	8.23
	velocity	5.16	8.50	8.33	8.67	8.67	8.50	8.67	8.33	8.17	8.17	8.27	7.78				
Porter, Tiffany (GBR) (1987)	time	2.48	3.52	4.52	5.50	6.48	7.48	8.48	9.50	10.54	11.60	12.90	12.90	7 / 7			
	reaction time														3.02	2.98	3.12
	interval		1.04	1.00	0.98	0.98	1.00	1.00	1.02	1.04	1.06	1.30	1.30	7.75	8.44	8.56	8.17
	velocity	5.24	8.17	8.50	8.67	8.67	8.50	8.50	8.33	8.17	8.02	8.08	7.75				
Harper-Nelson, Dawn (USA) (1984)	time	2.52	3.56	4.56	5.58	6.58	7.56	8.56	9.58	10.62	11.70	13.01	13.01	4 / 8			
	reaction time														3.06	2.98	3.14
	interval		1.04	1.00	1.02	1.00	0.98	1.00	1.02	1.04	1.08	1.31	1.31	7.69	8.33	8.56	8.12
	velocity	5.16	8.17	8.50	8.33	8.50	8.67	8.50	8.33	8.17	7.87	8.02	7.69				



Time Intervals (s)

Hurdle Phases



Evaluated with: ObjectusVideo
 Quality & Frame Rate: 1920 x 1080 @ 25fps
 Timing From: First Movement
 Source: <https://www.youtube.com/watch?v=TLq0UUtXw1Q>